

DIO Indoor 1.50

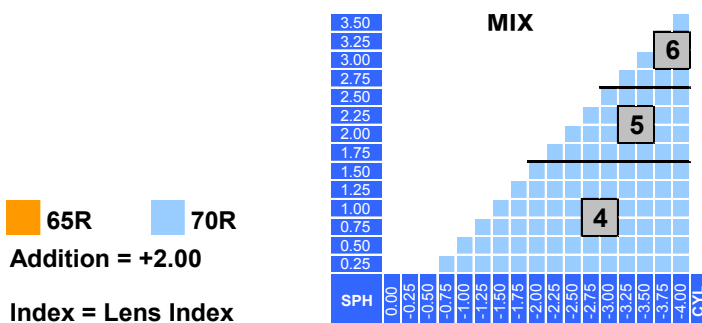
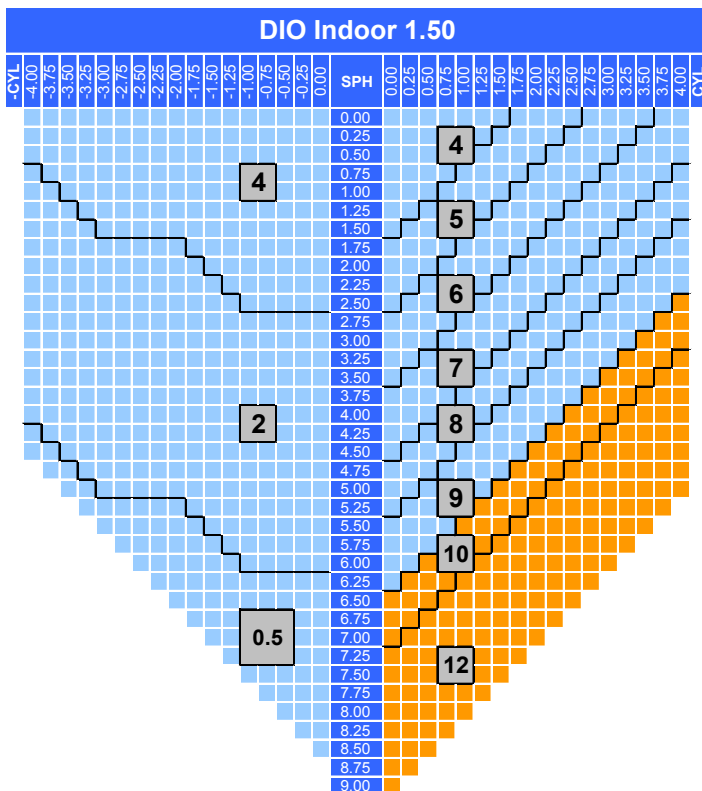
Specification

Material	CR39	Addition (dpt)	0.75~3.50
Refractive Index	1.498	Base curve	0.5~12BC
Gravity	1.32	Max Diameters (mm)	75
Abbe Value	58	Fitting Height (mm)	14/16/18
UV cut off (mm)	350	Available Corridor length (mm)	9/11/13
Color	Clear	ID Mark	INC

Lens Features

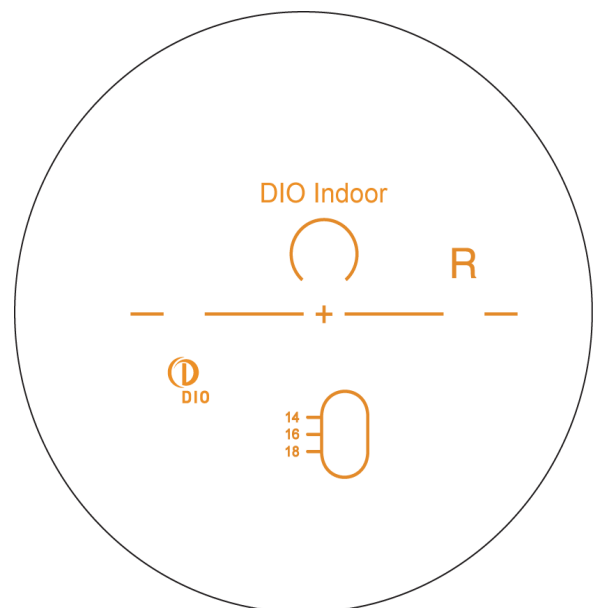
- Specially tailored indoor progressive lens
- Distortion free room distance clear vision from 0.4mm to 2m
- Wider intermediate & near vision
- For all indoor activities (Meeting, computing, painting, reading)
- Order just as normal progressive lenses
- (DIO design software will convert power to be produced)

Power Chart



■ 65R ■ 70R
Addition = +2.00
Index = Lens Index

Lens Marking Layout



Add-on Features

- Precal
- Remote Edging
- Special thickness
- Rx compensation
- Decentration
- Hi cylinder (4-6)
- Prism ($\leq 4 \Delta$)
- Mirror coating
- Tinting

※ When your prescription is over of range, please contact us directly.